



RIVETS

Standard and Multigrip
Sealed
Triform
Grooved
Hammerdrive
Peel

P. 3 - 14

P. 15 - 18

P. 19

P. 20

P. 20

P. 21 - 23

Email: sales@starfasteners.co.uk
Tel: +44 (0) 115 9324 939

■ Scell-it® UK ■



BLIND RIVETS

Star Fasteners offer the complete range of Scell-it rivets. There are multiple solutions because blind rivets can be used on different materials (aluminium, steel, stainless steel...).

STANDARD AND MULTIGRIP p. 3 - 14



When pulled the mandrel of the rivet, the head of the mandrel deforms the body of the rivet and forms a bulb behind the assembled piece.

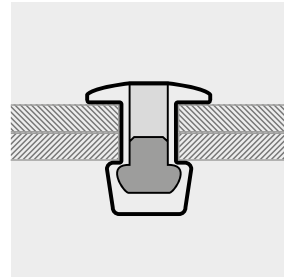
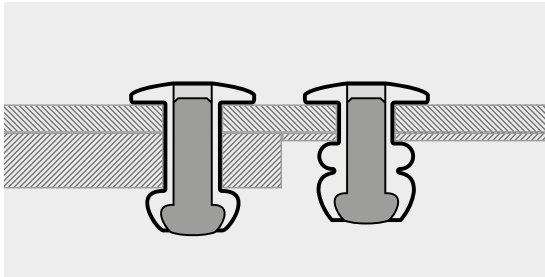
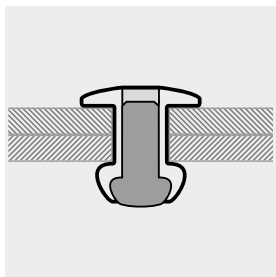


The body of the rivet forms a double bulb when the mandrel is snapped. The mandrel head remains at the bottom of the rivet forcing the body to bulb. Because the rivet forms a larger bulb at the back ('blind') side, it is also suitable for softer materials. It has excellent hole filling capabilities and is also termed as anti vibration and weather proof.

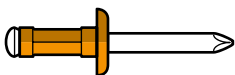
SEALED p. 15 - 18



The head of the mandrel is retained inside of the rivet body and the deformation is lateral. During setting, the rivet body expands to fill the hole, enabling the rivet to withstand pressures up to 35 Bar (3500 kPa). If used correctly it will be gas and water tight.

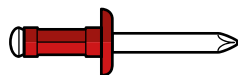


MATERIALS



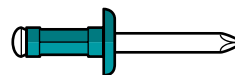
ALUMINIUM

Aluminium is easy to set with minimum tool requirements. Our standard AG grade is 3.5mg.



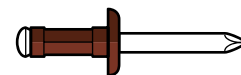
STEEL

For the best technical performances in non-corrosive environment.



STAINLESS STEEL

Grade A2 or A4 grade corrosion resistance.



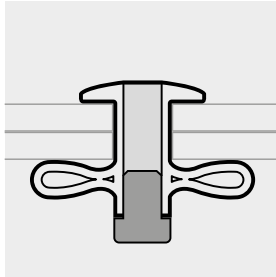
COPPER

For specific applications (roofing, gutters ...), copper allows stunning finishes and needs no treatment for anti-bacterial applications.


TRIFORM p. 19



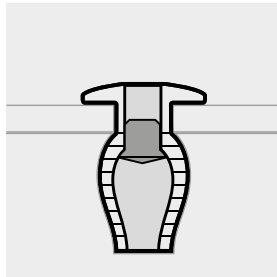
The triform rivet is constructed in a special way : during setting, the rivet body splits in to 3 parts, preventing the material from being damaged. Ideal for assembling plastic and soft materials.



GROOVED p. 20



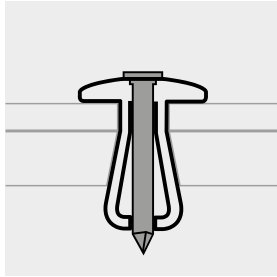
The grooved body enables the rivet to hook on to the interior surfaces of the assembled pieces. The grooved rivets provide a strong connection into dense materials like wood and plastics.



HAMMERDRIVE p. 20



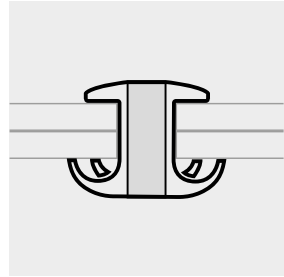
The mandrel passes through the body of the rivet with the help of a hammer. The body splits in to four pieces. Different material combinations (wood, plastic, concrete, metal etc.) Can be riveted either with a through hole or blind hole.



PEELED p. 21 - 22



The mandrel of peel rivet is constructed in such a way, that it cuts the end of the rivet body into four 'petals' which clamp the material and spread the load over a wide area. Is ideal for soft or thin materials.



HEADS



Dome

Head is the common type. It fits in most situations.



Large (large flange)

Head reinforce the hole and allows assemblies of soft materials such as plastic and wood on metal. It helps to spread the load



Countersunk

Head offers perfect finishing and flush fitting reduces air resistance.

ALUMINIUM / STEEL

DOME HEAD STANDARD OPEN



Ø	L	G	Part Number
Diameter	mm	mm	
2.4	4.0	0.5-2.0	SO2404AS
	6.0	2.0-4.0	SO2406AS
	8.0	4.0-6.0	SO2408AS
	10.0	6.0-8.0	SO2410AS
	12.0	8.0-10.0	SO2412AS
3.0	4.0	0.5-1.5	SO3004AS
	6.0	1.5-3.5	SO3006AS
	8.0	3.5-5.5	SO3008AS
	10.0	5.5-7.0	SO3010AS
	12.0	7.0-9.0	SO3012AS
	14.0	9.0-11.0	SO3014AS
	16.0	11.0-13.0	SO3016AS
	18.0	13.0-15.0	SO3018AS
20.0	15.0-17.0	SO3020AS	
3.2	6.0	1.5-3.5	SO3206AS
	8.0	3.5-5.5	SO3208AS
	10.0	5.5-7.0	SO3210AS
	12.0	7.0-9.0	SO3212AS
	14.0	9.0-11.0	SO3214AS
	16.0	11.0-13.0	SO3216AS
	18.0	13.0-15.0	SO3218AS
4.0	20.0	15.0-17.0	SO3220AS
	25.0	17.0-22.0	SO3225AS
	6.0	1.0-3.0	SO4006AS
	7.0	2.0-4.0	SO4007AS
	8.0	3.0-5.0	SO4008AS
	10.0	5.0-6.5	SO4010AS
	12.0	6.5-8.5	SO4012AS
	14.0	8.5-10.5	SO4014AS
	16.0	10.5-12.5	SO4016AS
	18.0	12.5-14.5	SO4018AS
	20.0	14.5-16.5	SO4020AS
23.0	16.5-19.0	SO4023AS	
25.0	19.0-21.5	SO4025AS	
30.0	21.5-26.0	SO4030AS	
35.0	26.0-30.0	SO4035AS	

Ø	L	G	Part Number
Diameter	mm	mm	
4.8	6.0	1.0-3.0	SO4806AS
	8.0	3.0-4.5	SO4808AS
	10.0	4.5-6.0	SO4810AS
	12.0	6.0-8.0	SO4812AS
	14.0	8.0-10.0	SO4814AS
	16.0	10.0-12.0	SO4816AS
	18.0	12.0-14.0	SO4818AS
	20.0	14.0-16.0	SO4820AS
	22.0	16.0-18.0	SO4822AS
	25.0	18.0-21.0	SO4825AS
	30.0	21.0-25.0	SO4830AS
	35.0	25.0-30.0	SO4835AS
	40.0	30.0-35.0	SO4840AS
6.0	45.0	35.0-40.0	SO4845AS
	50.0	40.0-45.0	SO4850AS
	60.0	45.0-55.0	SO4860AS
	70.0	55.0-65.0	SO4870AS
	80.0	65.0-75.0	SO4880AS
	8.0	2.0-4.0	SO6008AS
	10.0	4.0-6.0	SO6010AS
	12.0	6.0-8.0	SO6012AS
	16.0	9.0-11.0	SO6016AS
	18.0	11.0-13.0	SO6018AS
6.4	22.0	13.0-16.0	SO6022AS
	26.0	16.0-20.0	SO6026AS
	30.0	20.0-24.0	SO6030AS
	35.0	24.0-29.0	SO6035AS
	10.0	2.0-5.0	SO6410AS
	12.0	4.0-6.0	SO6412AS
	15.0	6.0-9.0	SO6415AS
	18.0	9.0-13.0	SO6418AS
	22.0	13.0-16.0	SO6422AS
	26.0	16.0-20.0	SO6426AS
30.0	20.0-24.0	SO6430AS	
35.0	24.0-30.0	SO6435AS	
40.0	30.0-35.0	SO6440AS	


Specification (Shear / Tensile minimum expected values)

Ø	K	Shear	Tensile
Diameter	mm	N	N
2.4	Ø2.5	5.0	314 / 353
3.0	Ø3.1	6.5	620 / 810
3.2	Ø3.3	6.5	760 / 980
4.0	Ø4.1	8.0	1 080 / 1 580

Specification (Shear / Tensile minimum expected values)


Ø	K	Shear	Tensile
Diameter	mm	N	N
4.8	Ø4.9	9.5	1 580 / 2 230
6.0	Ø6.1	12.0	2 400 / 3 600
6.4	Ø6.5	12.7	2 460 / 4 090

ALUMINIUM / STEEL COUNTERSUNK HEAD STANDARD OPEN



Ø	L	G	Part Number
Diameter	mm	mm	
2.4	6.0	1.5-4.0	SO2406ASCSK
	8.0	4.0-6.0	SO2408ASCSK
	10.0	6.0-8.0	SO2410ASCSK
3.0	6.0	1.5-3.5	SO3006ASCSK
	8.0	3.5-5.5	SO3008ASCSK
	10.0	5.5-7.0	SO3010ASCSK
	12.0	7.0-9.0	SO3012ASCSK
3.2	6.0	1.5-3.5	SO3206ASCSK
	8.0	3.5-5.0	SO3208ASCSK
	10.0	5.0-7.0	SO3210ASCSK
	12.0	7.0-9.0	SO3212ASCSK
	14.0	9.0-10.5	SO3214ASCSK
4.0	16.0	10.5-13.0	SO3216ASCSK
	6.0	1.5-3.0	SO4006ASCSK
	8.0	3.0-5.0	SO4008ASCSK
	10.0	5.0-6.5	SO4010ASCSK
	12.0	6.5-8.5	SO4012ASCSK
	16.0	10.5-12.5	SO4016ASCSK
4.8	18.0	12.5-14.5	SO4018ASCSK
	20.0	14.5-16.5	SO4020ASCSK
	8.0	2.0-4.5	SO4808ASCSK
	10.0	4.5-6.0	SO4810ASCSK
	12.0	6.0-8.0	SO4812ASCSK
	14.0	8.0-10.0	SO4814ASCSK
	16.0	10.0-12.0	SO4816ASCSK
	18.0	12.0-14.0	SO4818ASCSK
20.0	14.0-16.0	SO4820ASCSK	
25.0	16.0-21.0	SO4825ASCSK	
30.0	21.0-25.0	SO4830ASCSK	
35.0	25.0-30.0	SO4835ASCSK	

Specification (Shear / Tensile minimum expected values)


Ø		K	Shear	Tensile
Diameter		mm	N	N
2.4	Ø2.5	5.0	314	353
3.0	Ø3.1	6.0	620	810
3.2	Ø3.3	6.0	760	980
4.0	Ø4.1	7.5	1 080	1 580
4.8	Ø4.9	9.0	1 580	2 230

ALUMINIUM / STEEL LARGE HEAD STANDARD OPEN



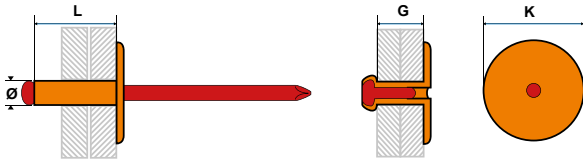
Ø	L	G	Part Number
Diameter	mm	mm	
4.8	8.0	1.0-4.5	SO4808ASLF
	10.0	4.5-6.0	SO4810ASLF
	12.0	6.0-8.0	SO4812ASLF
	14.0	8.0-10.0	SO4814ASLF
	16.0	10.0-12.0	SO4816ASLF
	18.0	12.0-14.0	SO4818ASLF
	20.0	14.0-16.0	SO4820ASLF
	25.0	18.0-21.0	SO4825ASLF
	30.0	23.0-25.0	SO4830ASLF
	35.0	25.0-30.0	SO4835ASLF
40.0	30.0-35.0	SO4840ASLF	

Specification (Shear / Tensile minimum expected values)

Ø		K	Shear	Tensile
Diameter		mm	N	N
4.8	Ø4.9	14.0	1 580	2 230




ALUMINIUM / STEEL EXTRA LARGE HEAD STANDARD OPEN




Ø	L	G	Part Number
Diameter	mm	mm	
3.2	6.0	1.0-3.5	SO3206ASELF
	8.0	3.5-5.0	SO3208ASELF
	10.0	5.0-7.0	SO3210ASELF
	12.0	7.0-9.0	SO3212ASELF
	14.0	9.0-11.0	SO3214ASELF
4.0	8.0	3.0-5.0	SO4008ASELF
	10.0	5.0-6.5	SO4010ASELF
	12.0	6.5-8.5	SO4012ASELF
	14.0	9.0-10.5	SO4014ASELF
	16.0	10.5-12.5	SO4016ASELF
	18.0	12.5-15.0	SO4018ASELF
4.8	20.0	15.0-17.0	SO4020ASELF
	10.0	3.5-6.0	SO4810ASELF
	12.0	6.0-8.0	SO4812ASELF
	14.0	8.0-10.0	SO4814ASELF
	16.0	10.0-12.0	SO4816ASELF
	18.0	12.0-14.0	SO4818ASELF
	20.0	14.0-16.0	SO4820ASELF
26.0	20.0-22.5	SO4826ASELF	
30.0	23.0-25.0	SO4830ASELF	
35.0	25.0-30.0	SO4835ASELF	

Specification (Shear / Tensile minimum expected values)

Ø		K	Shear	Tensile
Diameter		mm	N	N
3.2	Ø3.3	9.5	760	980
4.0	Ø4.1	12.0	1 080	1 580
4.8	Ø4.9	16.0	1 580	2 230


ALUMINIUM / STEEL DOME HEAD STANDARD OPEN

WHITE
RAL 9003




Ø	L	G	Part Number
Diameter	mm	mm	
3.2	6.0	1.5-3.5	SO3206AS-RAL9003
	8.0	3.5-5.0	SO3208AS-RAL9003
	10.0	5.0-7.0	SO3210AS-RAL9003
	12.0	7.0-9.0	SO3212AS-RAL9003
	8.0	3.0-5.0	SO4008AS-RAL9003
4.0	10.0	5.0-6.5	SO4010AS-RAL9003
	12.0	6.5-8.5	SO4012AS-RAL9003
	16.0	10.5-12.5	SO4016AS-RAL9003
	18.0	12.5-14.5	SO4018AS-RAL9003
20.0	14.5-16.5	SO4020AS-RAL9003	
4.8	10.0	4.5-6.0	SO4810AS-RAL9003
	12.0	6.0-8.0	SO4812AS-RAL9003
	14.0	8.0-10.0	SO4814AS-RAL9003
	16.0	10.0-12.0	SO4816AS-RAL9003
	20.0	14.0-16.0	SO4820AS-RAL9003
25.0	18.0-21.0	SO4824AS-RAL9003	

Specification (Shear / Tensile minimum expected values)

Ø		K	Shear	Tensile
Diameter		mm	N	N
3.2	Ø3.3	6.5	760	980
4.0	Ø4.1	8.0	1 080	1 580
4.8	Ø4.9	9.5	1 580	2 230




ALUMINIUM / STEEL DOME HEAD STANDARD OPEN

BLACK
RAL 9005




Ø	L	G	Part Number
Diameter	mm	mm	
3.2	6.0	1.5-3.5	SO3206AS-RAL9005
	8.0	3.5-5.0	SO3208AS-RAL9005
	10.0	5.0-7.0	SO3210AS-RAL9005
	12.0	7.0-9.0	SO3212AS-RAL9005
	14.0	9.0-11.0	SO3214AS-RAL9005
4.0	8.0	3.0-5.0	SO4008AS-RAL9005
	10.0	5.0-6.5	SO4010AS-RAL9005
	12.0	6.5-8.5	SO4012AS-RAL9005
	16.0	10.5-12.5	SO4016AS-RAL9005
	18.0	12.5-14.5	SO4018AS-RAL9005
4.8	20.0	14.5-16.5	SO4020AS-RAL9005
	10.0	4.5-6.0	SO4810AS-RAL9005
	12.0	6.0-8.0	SO4812AS-RAL9005
	16.0	10.0-12.0	SO4816AS-RAL9005
	20.0	14.0-16.0	SO4820AS-RAL9005
	25.0	18.0-21.0	SO4824AS-RAL9005

Specification (Shear / Tensile minimum expected values)

Ø		K	 Shear	 Tensile
Diameter		mm	N	N
3.2	Ø3.3	6.5	760	980
4.0	Ø4.1	8.0	1 080	1 580
4.8	Ø4.9	9.5	1 580	2 230




ALUMINIUM / STEEL DOME HEAD STANDARD OPEN

BROWN
RAL 8014



Ø	L	G	Part Number
Diameter	mm	mm	
4.0	8.0	3.0-5.0	SO4008AS-RAL8014
	10.0	5.0-6.5	SO4010AS-RAL8014
	12.0	6.5-8.5	SO4012AS-RAL8014
	16.0	10.5-12.5	SO4016AS-RAL8014
	12.0	6.0-8.0	SO4812AS-RAL8014
4.8	16.0	10.0-12.0	SO4816AS-RAL8014


Specification (Shear / Tensile minimum expected values)

Ø		K	 Shear	 Tensile
Diameter		mm	N	N
4.0	Ø4.1	8.0	1 080	1 580
4.8	Ø4.9	9.5	1 580	2 230



ALUMINIUM / STEEL
DOME HEAD MULTI GRIP

MULTIGRIP



Ø	L	G	Part Number
Diameter	mm	mm	
3.2	6.0	1.0-4.0	MG3206AS
	8.0	1.0-5.0	MG3208AS
	9.5	2.5-7.0	MG3210AS
	12.7	4.5-9.0	MG3212AS
4.0	6.0	1.0-3.5	MG4006AS
	9.5	1.5-6.5	MG4010AS
	12.7	4.5-9.0	MG4012AS
	17.0	8.5-13.0	MG4016AS
4.8	10.3	1.0-6.0	MG4810AS
	12.0	2.0-8.0	MG4812AS
	15.1	5.0-10.5	MG4815AS
	17.0	7.0-12.0	MG4816AS
	20.0	10.0-16.0	MG4820AS
	24.8	12.5-20.0	MG4825AS
30.0	16.5-24.0	MG4830AS	


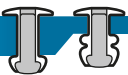
Specification (Shear / Tensile minimum expected values)

Ø	K	Shear	Tensile
Diameter	mm	N	N
3.2	Ø3.3	680	980
4.0	Ø4.1	680	980
4.8	Ø4.9	1 500	2 350



ALUMINIUM / STEEL
COUNTERSUNK HEAD MULTI GRIP

MULTIGRIP



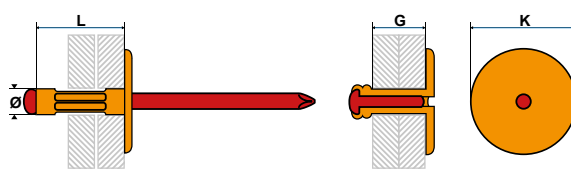
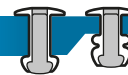
Ø	L	G	Part Number
Diameter	mm	mm	
3.2	9.7	2.5-6.5	MG3209ASCSK
4.0	12.0	3.0-8.5	MG4011ASCSK
4.8	12.0	2.0-8.0	MG4812ASCSK
	16.0	6.0-12.0	MG4817ASCSK

Specification (Shear / Tensile minimum expected values)

Ø	K	Shear	Tensile
Diameter	mm	N	N
3.2	Ø3.3	680	980
4.0	Ø4.1	1 150	1 600
4.8	Ø4.9	1 500	2 350

ALUMINIUM / STEEL
EXTRA LARGE HEAD MULTI GRIP

MULTIGRIP



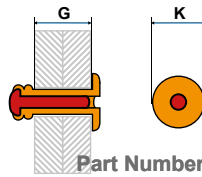
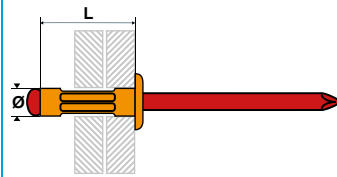
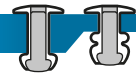
Ø	L	G	Part Number
Diameter	mm	mm	
4.0	11.1	2.5-7.5	MG4011ASELF
	12.7	4.0-9.5	MG4013ASELF
	16.9	6.5-13.5	MG4017ASELF
4.8	10.3	1.0-6.0	MG4810ASELF
	17.0	6.0-12.5	MG4817ASELF
	24.8	12.5-21.0	MG4825ASELF

Specification (Shear / Tensile minimum expected values)




Ø	K	Shear	Tensile
Diameter	mm	N	N
4.0	Ø4.1	1 150	1 600
4.8	Ø4.9	1 500	2 350

ALUMINIUM / STEEL

MULTIGRIP



Specification (Shear / Tensile minimum expected values)

Ø		K	 Shear	 Tensile
Diameter	mm	mm	N	N
3.2	Ø3.3	6.0	680	980
4.0	Ø4.1	8.0	680	980
4.8	Ø4.9	9.5	1 500	2 350

RAL9010
pure white

Ø	L	G	Part Number
Diameter	mm	mm	
3.2	8.0	1.0-5.0	MG3208AS-RAL9010
4.0	9.5	1.5-6.5	MG4010AS-RAL9010
4.8	15.1	5.0-10.5	MG4815AS-RAL9010

RAL9016
traffic white

Ø	L	G	Part Number
Diameter	mm	mm	
3.2	8.0	1.0-5.0	MG3208AS-RAL9016
4.0	9.5	1.5-6.5	MG4010AS-RAL9016
4.8	15.1	5.0-10.5	MG4815AS-RAL9016

RAL1015
cream

Ø	L	G	Part Number
Diameter	mm	mm	
3.2	8.0	1.0-5.0	MG3208AS-RAL1015
4.0	9.5	1.5-6.5	MG4010AS-RAL1015
4.8	15.1	5.0-10.5	MG4815AS-RAL1015

RAL9006
silver

Ø	L	G	Part Number
Diameter	mm	mm	
3.2	8.0	1.0-5.0	MG3208AS-RAL9006
4.0	9.5	1.5-6.5	MG4010AS-RAL9006
4.8	15.1	5.0-10.5	MG4815AS-RAL9006

RAL9007
aluminium grey

Ø	L	G	Part Number
Diameter	mm	mm	
3.2	8.0	1.0-5.0	MG3208AS-RAL9007
4.0	9.5	1.5-6.5	MG4010AS-RAL9007
4.8	15.1	5.0-10.5	MG4815AS-RAL9007

RAL7035
slate grey

Ø	L	G	Part Number
Diameter	mm	mm	
3.2	8.0	1.0-5.0	MG3208AS-RAL7035
4.0	9.5	1.5-6.5	MG4010AS-RAL7035
4.8	15.1	5.0-10.5	MG4815AS-RAL7035

RAL7015
slate grey

Ø	L	G	Part Number
Diameter	mm	mm	
3.2	8.0	1.0-5.0	MG3208AS-RAL7015
4.0	9.5	1.5-6.5	MG4010AS-RAL7015
4.8	15.1	5.0-10.5	MG4815AS-RAL7015

RAL7016
anthracite grey


Ø	L	G	Part Number
Diameter	mm	mm	
3.2	8.0	1.0-5.0	MG3208AS-RAL7016
4.0	9.5	1.5-6.5	MG4010AS-RAL7016
4.8	15.1	5.0-10.5	MG4815AS-RAL7016

RAL5015
sky blue

Ø	L	G	Part Number
Diameter	mm	mm	
3.2	8.0	1.0-5.0	MG3208AS-RAL5015
4.0	9.5	1.5-6.5	MG4010AS-RAL5015
4.8	15.1	5.0-10.5	MG4815AS-RAL5015




STEEL / STEEL DOME HEAD STANDARD OPEN




Ø	L	G	Part Number
Diameter	mm	mm	
3.0	6.0	1.5-3.0	SO3006SS
	8.0	3.0-5.0	SO3008SS
	10.0	5.0-7.0	SO3010SS
	12.0	7.0-9.0	SO3012SS
3.2	6.0	1.5-3.0	SO3206SS
	8.0	3.0-5.0	SO3208SS
	10.0	5.0-7.0	SO3210SS
	12.0	7.0-9.0	SO3212SS
	14.0	9.0-11.0	SO3214SS
4.0	16.0	11.0-13.0	SO3216SS
	6.0	0.5-2.5	SO4006SS
	8.0	2.5-4.5	SO4008SS
	10.0	4.5-6.5	SO4010SS
4.0	12.0	6.5-8.5	SO4012SS
	14.0	8.5-10.5	SO4014SS
	16.0	10.5-12.5	SO4016SS
	18.0	12.5-14.5	SO4018SS
	20.0	14.5-16.5	SO4020SS
	4.8	06	0.5-2.5
08		2.5-4.5	SO4808SS
10		4.5-6.0	SO4810SS
12		6.0-8.0	SO4812SS
14		8.0-10.0	SO4814SS
16		10.0-11.5	SO4816SS
18		11.5-13.5	SO4818SS
20		13.5-15.0	SO4820SS
25		17.0-20.0	SO4825SS
30		20.0-25.0	SO4830SS
35	25.0-30.0	SO4835SS	

Ø	L	G	Part Number
Diameter	mm	mm	
6.0	12.0	4.5-6.5	SO6012SS
	15.0	6.5-9.5	SO6015SS
	18.0	9.5-12.5	SO6018SS
	22.0	12.5-16.0	SO6022SS
	26.0	16.0-19.0	SO6026SS
	30.0	19.0-22.0	SO6030SS
6.4	12.0	3.0 - 6.0	SO6412SS
	15.0	6.0 - 9.0	SO6415SS
	18.0	9.0 - 12.0	SO6418SS
	22.0	12.0 - 16.0	SO6422SS
	26.0	16.0 - 20.0	SO6426SS
	30.0	20.0 - 24.0	SO6430SS

Specification (Shear / Tensile minimum expected values)


Ø		K	Shear	Tensile
Diameter		mm	N	N
3.0	Ø3.1	6.5	950	1 125
3.2	Ø3.3	6.5	1 100	1 285
4.0	Ø4.1	8.0	1 700	2 200
4.8	Ø4.9	9.5	2 900	3 100
6.0	Ø6.1	12.0	4 300	5 020
6.4	Ø6.5	12.7	4 900	5 700

STEEL / STEEL LARGE HEAD STANDARD OPEN




Ø	L	G	Part Number
Diameter	mm	mm	
4.8	10.0	4.0-6.0	SO4810SSLF
	12.0	6.0-8.0	SO4812SSLF
	14.0	7.5-9.5	SO4814SSLF
	16.0	8.0-11.0	SO4816SSLF
	18.0	10.0-13.0	SO4818SSLF
	20.0	11.0-15.0	SO4820SSLF
	25.0	15.0-19.5	SO4825SSLF

Specification (Shear / Tensile minimum expected values)


Ø		K	Shear	Tensile
Diameter		mm	N	N
4.8	Ø4.9	14.0	2 900	3 100

STEEL / STEEL COUNTERSUNK HEAD STANDARD OPEN

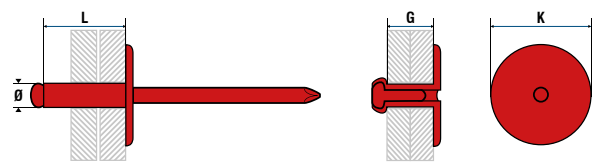


Ø	L	G	Part Number
Diameter	mm	mm	
3.2	6.0	1.5-3.0	SO3206SSCSK
	8.0	3.0-5.0	SO3208SSCSK
	10.0	5.0-7.0	SO3210SSCSK
	12.0	7.0-9.0	SO3212SSCSK
4.0	6.0	1.5-2.5	SO4006SSCSK
	8.0	2.5-4.5	SO4008SSCSK
	10.0	4.5-6.5	SO4010SSCSK
	12.0	6.5-8.5	SO4012SSCSK
	16.0	10.5-12.5	SO4016SSCSK
4.8	8.0	1.5-4.5	SO4808SSCSK
	10.0	4.5-6.0	SO4810SSCSK
	12.0	6.0-8.0	SO4812SSCSK
	14.0	8.0-10.0	SO4814SSCSK
	16.0	10.0-11.5	SO4816SSCSK
	20.0	13.5-15.5	SO4820SSCSK

Specification (Shear / Tensile minimum expected values)


Ø		K	Shear	Tensile
Diameter		mm	N	N
3.2	Ø3.3	6.0	1 100	1 285
4.0	Ø4.1	7.5	1 700	2 200
4.8	Ø4.9	9.0	2 900	3 100

STEEL / STEEL EXTRA LARGE HEAD STANDARD OPEN




Ø	L	G	Part Number
Diameter	mm	mm	
4.8	10.0	4.5-6.0	SO4810SSELF
	12.0	6.0-8.0	SO4812SSELF
	14.0	8.0-10.0	SO4814SSELF
	16.0	10.0-11.5	SO4816SSELF
	20.0	13.5-15.0	SO4820SSELF
	25.0	17.0-20.0	SO4825SSELF

Specification (Shear / Tensile minimum expected values)

Ø		K	Shear	Tensile
Diameter		mm	N	N
4.8	Ø4.9	16.0	2 900	3 100


STEEL / STEEL DOME HEAD MULTIGRIP

MULTIGRIP




Ø	L	G	Part Number
Diameter	mm	mm	
3.2	9.0	1.1-4.0	MG3209SS
	12.0	1.0-9.0	MG3213SS
4.0	10.8	1.4-4.8	MG4010SS
	12.5	2.9-7.0	MG4012SS
4.8	10.2	1.4-5.0	MG4810SS
	12.7	3.5-7.5	MG4812SS
	17.5	7.5-12.5	MG4817SS

Specification (Shear / Tensile minimum expected values)


Ø		K	Shear	Tensile
Diameter		mm	N	N
3.2	Ø3.3	7.2	1 500	1 700
4.0	Ø4.1	8.1	1 955	1 955
4.8	Ø4.9	9.8	3 335	3 600

STAINLESS STEEL A2 / STAINLESS STEEL A2 DOME HEAD STANDARD OPEN




Ø	L	G	Part Number
Diameter	mm	mm	
2.4	6.0	1.0-3.0	SO2406STSTA2
	6.0	1.0-3.0	SO3006STSTA2
3.0	8.0	3.0-5.0	SO3008STSTA2
	10.0	5.0-7.0	SO3010STSTA2
	12.0	7.0-9.0	SO3012STSTA2
3.2	6.0	1.0-3.0	SO3206STSTA2
	8.0	3.0-5.0	SO3208STSTA2
	10.0	5.0-7.0	SO3210STSTA2
	12.0	7.0-9.0	SO3212STSTA2
4.0	14.0	9.0-12.0	SO3215STSTA2
	6.0	1.0-2.5	SO4006STSTA2
	8.0	2.5-4.5	SO4008STSTA2
4.0	10.0	4.5-6.5	SO4010STSTA2
	12.0	6.5-9.5	SO4012STSTA2
	16.0	9.5-12.0	SO4016STSTA2
	18.0	12.0-14.0	SO4018STSTA2
4.8	20.0	14.0-16.0	SO4020STSTA2
	8.0	1.5-4.0	SO4808STSTA2
	10.0	4.0-6.0	SO4810STSTA2
	12.0	6.0-8.0	SO4812STSTA2
	14.0	8.0-9.5	SO4814STSTA2
	16.0	9.5-11.0	SO4816STSTA2
	18.0	11.0-13.0	SO4818STSTA2
6.4	20.0	13.0-16.0	SO4820STSTA2
	25.0	17.0-20.0	SO4825STSTA2
	30.0	21.0-25.0	SO4830STSTA2
	12.0	4.0-6.0	SO6412STSTA2
	15.0	6.0-9.0	SO6415STSTA2
18.0	9.0-13.0	SO6418STSTA2	
20.0	13.0-16.0	SO6420STSTA2	
25.0	16.0-20.0	SO6425STSTA2	

Specification (Shear / Tensile minimum expected values)


Ø		K	Shear	Tensile
Diameter		mm	N	N
2.4	Ø2.5	5.0	1 100	1 500
3.0	Ø3.1	6.5	1 800	2 200
3.2	Ø3.3	6.5	1 900	2 500
4.0	Ø4.1	8.0	2 700	3 500
4.8	Ø4.9	9.0	4 000	5 000
6.4	Ø6.5	12.0	6 500	8 850

STAINLESS STEEL A4 / STAINLESS STEEL A4 DOME HEAD STANDARD OPEN




Ø	L	G	Part Number
Diameter	mm	mm	
3.2	6.0	1.0-3.0	SO3206STSTA4
	8.0	3.0-5.0	SO3208STSTA4
	10.0	5.0-7.0	SO3210STSTA4
	12.0	7.0-9.0	SO3212STSTA4
4.0	8.0	2.5-4.5	SO4008STSTA4
	10.0	4.5-6.5	SO4010STSTA4
	13.0	6.5-9.5	SO4013STSTA4
4.8	16.0	9.5-12.0	SO4016STSTA4
	10.0	4.0-6.0	SO4810STSTA4
	12.0	6.0-8.0	SO4812STSTA4
4.8	14.0	8.0-9.5	SO4814STSTA4
	16.0	9.5-11.0	SO4816STSTA4
	18.0	11.0-13.0	SO4818STSTA4

Specification (Shear / Tensile minimum expected values)




Ø		K	Shear	Tensile
Diameter		mm	N	N
3.2	Ø3.3	6.5	1 900	2 500
4.0	Ø4.1	8.0	2 700	3 500
4.8	Ø4.9	9.5	4 000	5 000

STAINLESS STEEL A2 / STAINLESS STEEL A2 COUNTERSUNK HEAD STANDARD OPEN

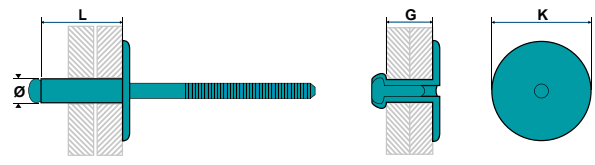


Ø	L	G	Part Number
Diameter	mm	mm	
3.2	6.0	1.0-3.0	SO3206STSTA2CSK
	8.0	3.0-5.0	SO3208STSTA2CSK
	10.0	5.0-7.0	SO3210STSTA2CSK
	12.0	7.0-9.0	SO3212STSTA2CSK
4.0	8.0	2.5-4.5	SO4008STSTA2CSK
	10.0	4.5-6.5	SO4010STSTA2CSK
	12.0	6.5-8.5	SO4012STSTA2CSK
	16.0	8.5-11.0	SO4015STSTA2CSK
4.8	10.0	4.0 - 6.0	SO4810STSTA2CSK
	12.0	6.0 - 8.0	SO4812STSTA2CSK
	16.0	8.0 - 10.0	SO4815STSTA2CSK
	21.0	11.0 - 15.0	SO4821STSTA2CSK
	25.0	15.0 - 20.0	SO4825STSTA2CSK

Specification (Shear / Tensile minimum expected values)




Ø		K	 Shear	 Tensile
Diameter		mm	N	N
3.2	Ø3.3	6.5	1 900	2 500
4.0	Ø4.1	7.5	2 700	3 500
4.8	Ø4.9	9.0	4 000	5 000

STAINLESS STEEL A2 / STAINLESS STEEL A2 EXTRA LARGE HEAD STANDARD OPEN



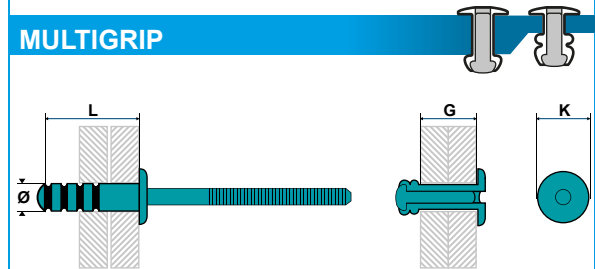
Ø	L	G	Part Number
Diameter	mm	mm	
4.0	8.0	2.5-4.5	SO4008STSTA2ELF
	10.0	4.5-6.5	SO4010STSTA2ELF
	13.0	6.5-9.5	SO4013STSTA2ELF
	16.0	9.5-12.0	SO4016STSTA2ELF
4.8	10.0	2.5-5.0	SO4810STSTA2ELF
	13.0	5.0-8.5	SO4813STSTA2ELF
	17.0	8.5-12.0	SO4817STSTA2ELF
	20.0	12.0-15.5	SO4820STSTA2ELF
	23.0	15.5-18.5	SO4823STSTA2ELF

Specification (Shear / Tensile minimum expected values)

Ø		K	 Shear	 Tensile
Diameter		mm	N	N
4.0	Ø4.1	12.0	2 700	3 500
4.8	Ø4.9	16.0	4 000	5 000




STAINLESS STEEL A2 / STAINLESS STEEL A2 DOME HEAD MULTIGRIP

MULTIGRIP




Ø	L	G	Part Number
Diameter	mm	mm	
4.0	10.0	1.5-6.0	MG4010STSTA2
	12.0	3.5-7.5	MG4012STSTA2
	15.0	6.0-10.0	MG4015STSTA2
4.8	10.0	1.5-6.0	MG4810STSTA2
	12.0	3.0-7.5	MG4812STSTA2
	15.0	6.5-10.5	MG4815STSTA2
	17.5	9.0-12.5	MG4817STSTA2

Specification (Shear / Tensile minimum expected values)


Ø		K	 Shear	 Tensile
Diameter		mm	N	N
4.0	Ø4.1	8.1	3 240	3 350
4.8	Ø4.9	9.8	4 230	4 300

ALUMINIUM / STAINLESS STEEL A2
DOME HEAD STANDARD OPEN




Ø	L	G	Part Number
Diameter	mm	mm	
3.0	6.0	1.5-3.5	SO3006ASTA2
	8.0	3.5-5.5	SO3008ASTA2
	10.0	5.5-7.5	SO3010ASTA2
3.2	6.0	1.5-3.5	SO3206ASTA2
	8.0	3.5-5.5	SO3208ASTA2
	10.0	5.5-7.5	SO3210ASTA2
4.0	8.0	3.0 - 5.0	SO4008ASTA2
	10.0	5.0 - 7.0	SO4010ASTA2
	12.0	7.0 - 9.0	SO4012ASTA2
4.8	10	4.5-6.5	SO4810ASTA2
	12	6.5-8.5	SO4812ASTA2
	16	10.5-12.5	SO4816ASTA2
	20	14.5-16.5	SO4820ASTA2

Specification (Shear / Tensile minimum expected values)


Ø		K	Shear	Tensile
Diameter		mm	N	N
3.0	Ø3.1	6.5	680	870
3.2	Ø3.3	6.5	760	1 100
4.0	Ø4.1	8.0	1 250	1 800
4.8	Ø4.9	9.5	1 850	2 600

ALUMINIUM / STAINLESS STEEL A2
LARGE HEAD STANDARD OPEN



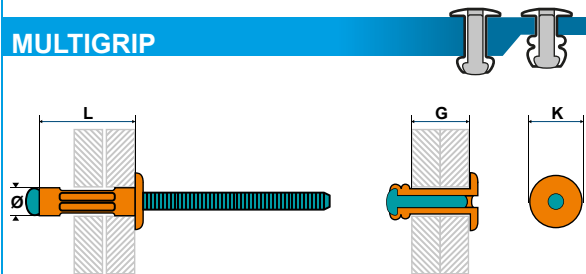
Ø	L	G	Part Number
Diameter	mm	mm	
4.8	12.0	6.5-8.5	SO4812ASTA2LF
	12.0	6.5-8.5	SO4812ASTA2LF
	16.0	10.5-12.5	SO4816ASTA2LF
	16.0	10.5-12.5	SO4816ASTA2LF
5.0	12.0	6.0-8.0	SO5012ASTA2LF
	12.0	6.0-8.0	SO5012ASTA2LF
	16.0	10.5-12.5	SO5016ASTA2LF

Specification (Shear / Tensile minimum expected values)

Ø		K	Shear	Tensile
Diameter		mm	N	N
4.8	Ø4.9	11.0	1 850	2 600
		14.0		
5.0	Ø5.1	11.0	2 200	2 960
		14.0		


ALUMINIUM / STAINLESS STEEL A2
DOME HEAD MULTI GRIP

MULTIGRIP




Ø	L	G	Part Number
Diameter	mm	mm	
3.2	8.0	1.0-4.8	MG3208ASTA2
	9.5	1.2-6.4	MG3209ASTA2
	11.1	4.0-7.9	MG3211ASTA2
4.0	9.5	1.2-6.4	MG4009ASTA2
	12.7	4.0-9.5	MG4012ASTA2
	16.9	6.4-12.7	MG4016ASTA2
4.8	10.3	1.6-6.4	MG4810ASTA2
	15.1	4.8-11.0	MG4815ASTA2
	16.9	6.4-12.7	MG4816ASTA2
	24.8	12.7-19.8	MG4824ASTA2

Specification (Shear / Tensile minimum expected values)

Ø		K	Shear	Tensile
Diameter		mm	N	N
3.2	Ø3.3	6.0	680	980
4.0	Ø4.1	8.0	1 150	1 600
4.8	Ø4.9	9.5	1 500	2 350




ALUMINIUM / ALUMINIUM

DOME HEAD STANDARD OPEN



Ø	L	G	Part Number
Diameter	mm	mm	
3.2	6.0	1.5-3.5	SO3206AA
	8.0	3.5-5.0	SO3208AA
	10.0	5.0-7.0	SO3210AA
	12.0	7.0-8.5	SO3212AA
	14.0	8.5-10.5	SO3214AA
	16.0	10.5-13.0	SO3216AA
4.0	6.0	1.5-3.5	SO4006AA
	8.0	3.5-5.0	SO4008AA
	10.0	5.0-6.5	SO4010AA
	12.0	6.5-8.5	SO4012AA
	14.0	8.5-10.5	SO4014AA
	16.0	10.5-12.5	SO4016AA
	18.0	12.5-14.5	SO4018AA
	20.0	14.5-16.5	SO4020AA
4.8	8.0	3.0-4.5	SO4808AA
	10.0	4.5-6.0	SO4810AA
	12.0	6.0-7.5	SO4812AA
	14.0	7.5-9.0	SO4814AA
	16.0	9.0-11.5	SO4816AA
	18.0	11.5-13.0	SO4818AA
	20.0	13.0-15.0	SO4820AA
	25.0	15.0-20.0	SO4825AA
	30.0	20.0-25.0	SO4830AA


Specification (Shear / Tensile minimum expected values)

Ø		K	 Shear	 Tensile
Diameter		mm	N	N
3.2	Ø3.3	6.5	534	667
4.0	Ø4.1	8.0	845	1 022
4.8	Ø4.9	9.5	1 155	1 422




RIVETS STANDARD

COPPER / STEEL

DOME HEAD STANDARD OPEN




Specification (Shear / Tensile minimum expected values)

Ø		K	 Shear	 Tensile
Diameter		mm	N	N
3.0	Ø3.1	6.5	600	700
3.2	Ø3.3	6.5	700	800
4.0	Ø4.1	8.0	1 000	1 500


Ø	L	G	Part Number
Diameter	mm	mm	
3.0	6.0	1.0-3.0	SO3006CS
	8.0	3.0-5.0	SO3008CS
	10.0	5.0-7.0	SO3010CS
3.2	6.0	1.0-3.0	SO3206CS
	8.0	3.0-5.0	SO3208CS
	10.0	5.0-7.0	SO3210CS
4.0	6.0	1.0-2.5	SO4006CS
	8.0	2.5-4.0	SO4008CS
	10.0	4.0-6.0	SO4010CS
	12.0	6.0-8.0	SO4012CS

ALUMINIUM / STEEL
DOME HEAD SEALED




Ø	L	G	Part Number
Diameter	mm	mm	
3.2	6.5	0.5-2.0	S3206AS
	8.0	2.0-3.5	S3208AS
	9.5	3.5-5.0	S3210AS
	12.7	6.5-8.0	S3212AS
4.0	8.0	0.5-3.5	S4008AS
	9.5	3.5-4.5	S4010AS
	11.0	4.5-6.5	S4011AS
	12.7	6.5-8.0	S4012AS
	15.0	8.0-10.5	S4015AS
4.8	8.0	1.0-3.0	S4808AS
	9.0	2.5-4.0	S4809AS
	9.5	3.0-4.5	S4810AS
	12.5	6.0-7.5	S4812AS
	14.0	7.5-9.0	S4814AS
	16.0	9.0-11.0	S4816AS
6.4	12.5	1.5-6.0	S6412AS
	16.0	6.0-8.0	S6416AS

Specification (Shear / Tensile minimum expected values)


Ø		K	Shear	Tensile
Diameter		mm	N	N
3.2	Ø3.3	6.0	1 070	1 245
4.0	Ø4.1	8.0	1 710	2 240
4.8	Ø4.9	9.5	2 230	3 070
6.4	Ø6.5	12.7	3 950	5 000

ALUMINIUM / STEEL
COUNTERSUNK HEAD SEALED




Ø	L	G	Part Number
Diameter	mm	mm	
3.2	7.5	1.5-3.0	S3207ASCCK
	9.0	3.0-4.5	S3209ASCCK
	12.0	6.0-7.5	S3212ASCCK
	9.5	2.5-4.5	S4009ASCCK
4.0	12.5	6.5-8.0	S4012ASCCK
	14.0	8.0-9.5	S4014ASCCK
	9.5	3.0-4.5	S4809ASCCK
4.8	12.5	6.0-7.5	S4812ASCCK
	14.0	7.5-9.0	S4814ASCCK
	15.5	9.0-10.5	S4815ASCCK
	19.0	10.5-14.0	S4819ASCCK

Specification (Shear / Tensile minimum expected values)


Ø		K	Shear	Tensile
Diameter		mm	N	N
3.2	Ø3.3	6.0	1 070	1 245
4.0	Ø4.1	7.5	1 710	2 240
4.8	Ø4.9	9.0	2 230	3 070

ALUMINIUM / STEEL
LARGE HEAD SEALED




Ø	L	G	Part Number
Diameter	mm	mm	
4.8	13.0	6.5-8.0	S4813ASLF
	18.0	10.0-13.0	S4818ASLF

Specification (Shear / Tensile minimum expected values)




Ø		K	Shear	Tensile
Diameter		mm	N	N
4.8	Ø4.9	14.0	2 230	3 070

STEEL / STEEL DOME HEAD SEALED




Ø	L	G	Part Number
Diameter	mm	mm	
3.2	8.0	1.5-3.0	S3208SS
	9.5	3.0-5.0	S3209SS
	12.0	5.0-6.5	S3212SS
4.0	8.0	1.5-3.0	S4008SS
	10.0	3.0-5.0	S4009SS
	12.0	5.0-6.5	S4012SS
	15.0	6.5-10.5	S4015SS
4.8	9.5	3.0-5.0	S4809SS
	12.0	5.0-6.5	S4812SS
	16.0	6.5-10.5	S4816SS

Specification (Shear / Tensile minimum expected values)

Ø		K	 Shear	 Tensile
Diameter	mm	mm	N	N
3.2	Ø3.3	6.0	1 600	2 200
4.0	Ø4.1	8.0	2 300	2 500
4.8	Ø4.9	9.5	2 900	3 800




SEALED RIVETS

COPPER / STEEL DOME HEAD SEALED




Ø	L	G	Part Number
Diameter	mm	mm	
3.2	8.0	2.0-3.5	S3208CS
	10.0	3.5-5.0	S3210CS

Specification (Shear / Tensile minimum expected values)


Ø		K	 Shear	 Tensile
Diameter	mm	mm	N	N
3.2	Ø3.3	9.5	2 230	3 070

STAINLESS STEEL A2 / STAINLESS STEEL A2 DOME HEAD SEALED




Ø	L	G	Part Number
Diameter	mm	mm	
3.2	6.0	0.5-1.5	S3206STSTA2
	8.0	1.5-3.0	S3208STSTA2
	9.5	3.0-5.0	S3209STSTA2
	12.0	5.0-7.0	S3212STSTA2
4.0	6.0	0.5-1.5	S4006STSTA2
	8.0	1.5-3.0	S4008STSTA2
	9.5	3.0-5.0	S4009STSTA2
	12.0	5.0-6.5	S4012STSTA2
4.8	16.0	6.5-10.5	S4016STSTA2
	9.5	3.0-5.0	S4809STSTA2
	12.0	5.0-6.5	S4812STSTA2
	16.0	6.5-10.5	S4816STSTA2
	20.0	10.5-14.0	S4820STSTA2

Specification (Shear / Tensile minimum expected values)


Ø		K	Shear	Tensile
Diameter		mm	N	N
3.2	Ø3.3	6.0	2 000	2 500
4.0	Ø4.1	8.0	3 000	4 000
4.8	Ø4.9	9.5	4 500	5 500

STAINLESS STEEL A4 / STAINLESS STEEL A4 DOME HEAD SEALED




Ø	L	G	Part Number
Diameter	mm	mm	
3.2	8.0	1.5-3.0	S3208STSTA4
	9.5	3.0-5.0	S3209STSTA4
4.0	9.5	2.5-4.5	S4009STSTA4
	12.0	4.0-6.5	S4012STSTA4
4.8	9.5	2.5-4.5	S4809STSTA4
	12.0	4.0-6.5	S4812STSTA4




Specification (Shear / Tensile minimum expected values)

Ø		K	Shear	Tensile
Diameter		mm	N	N
3.2	Ø3.3	6.0	2 000	2 200
4.0	Ø4.1	8.0	3 000	3 500
4.8	Ø4.9	9.5	4 000	4 400

ALUMINIUM / STAINLESS STEEL A2 DOME HEAD SEALED




Specification (Shear / Tensile minimum expected values)

Ø		K	 Shear	 Tensile
Diameter		mm	N	N
3.2	Ø3.3	6.0	1 070	1 245
4.0	Ø4.1	8.0	1 710	2 240
4.8	Ø4.9	9.5	2 230	3 070




Ø	L	G	Part Number
Diameter	mm	mm	
3.2	6.5	0.5-2.0	S3206ASTA2
	9.5	3.5-5.0	S3209ASTA2
	12.7	6.5-8.0	S3212ASTA2
4.0	8.0	0.5-3.5	S4008ASTA2
	9.5	3.5-5.0	S4009ASTA2
	12.7	6.5-8.0	S4012ASTA2
4.8	9.5	3.0-4.5	S4809ASTA2
	12.5	6.0-7.5	S4812ASTA2
	14.0	7.5-9.0	S4814ASTA2
	16.0	9.0-11.0	S4816ASTA2
	21.0	13.0-16.0	S4821ASTA2

SEALED RIVETS

ALUMINIUM / ALUMINIUM DOME HEAD SEALED




Specification (Shear / Tensile minimum expected values)

Ø		K	 Shear	 Tensile
Diameter		mm	N	N
3.2	Ø3.3	6.0	450	490
4.0	Ø4.1	8.0	580	820
4.8	Ø4.9	9.5	900	1 120


Ø	L	G	Part Number
Diameter	mm	mm	
3.2	8.0	0.5-3.5	S3208AA
	9.5	3.5-5.5	S3209AA
4.0	9.5	0.5-5.0	S4010AA
	12.5	5.0-8.0	S4012AA
4.8	9.5	1.0-4.5	S4809AA
	11.5	4.5-6.5	S4811AA
	14.5	6.5-9.5	S4814AA
	18.0	9.5-13.0	S4818AA

ALUMINIUM / ALUMINIUM
DOME HEAD TRIFORM




Ø	L	G	Part Number
Diameter	mm	mm	
4.0	13.6	1.0-3.0	T4013AA
	18.8	3.0-7.0	T4018AA
4.8	15.3	1.0-3.0	T4815AA
	20.5	3.0-9.0	T4820AA
	24.5	5.0-12.0	T4824AA

Specification (Shear / Tensile minimum expected values)


Ø		K	Shear	Tensile
Diameter		mm	N	N
4.0	Ø4.2	8.0	500	800
4.8	Ø5.0	9.6	800	1 100

ALUMINIUM / ALUMINIUM
DOME HEAD WHITE TRIFORM




Ø	L	G	Part Number
Diameter	mm	mm	
4.0	18.8	3.0-7.0	T4018AA-RAL9003

Specification (Shear / Tensile minimum expected values)


Ø		K	Shear	Tensile
Diameter		mm	N	N
4.0	Ø4.2	8.0	300	800

ALUMINIUM / ALUMINIUM
DOME HEAD BLACK TRIFORM

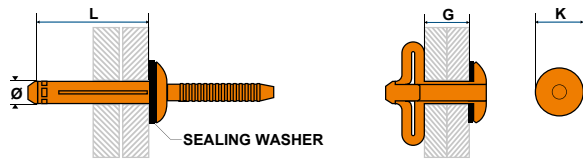


Ø	L	G	Part Number
Diameter	mm	mm	
4.0	18.8	3.0-7.0	T4018AA-RAL9005

Specification (Shear / Tensile minimum expected values)


Ø		K	Shear	Tensile
Diameter		mm	N	N
4.0	Ø4.2	8.0	300	800

ALUMINIUM / ALUMINIUM
DOME HEAD TRIFORM C/W SEALING WASHER




Ø	L	G	Part Number	
Diameter	mm	mm		
5.2	17.5	0.5-4.8	T5217AASW	
	19.1	1.5-6.4	T5219AASW	
	22.2	4.8-9.5	T5222AASW	
	25.4	7.9-12.7	T5225AASW	
	28.6	11.1-15.9	T5229AASW	
	31.8	14.3-19.1	T5232AASW	
	7.7	27.7	1.1-9.5	T7728AASW
		34.0	6.4-15.9	T7734AASW

Specification (Shear / Tensile minimum expected values)

Ø		K	Shear	Tensile
Diameter		mm	N	N
5.2	Ø5.4	11.7	3 290	2 040
7.7	Ø7.8	19.0	6650	4 800




ALUMINIUM / STEEL

DOME HEAD STANDARRD OPEN GROOVED



Ø	L	G	Part Number
Diameter	mm	mm	
4.0	8.0	0-4.0	SO4008ASG
	10.0	0-6.0	SO4010ASG
	12.0	0-8.0	SO4012ASG
	16.0	0-12.0	SO4016ASG
4.8	10.0	0-6.0	SO4810ASG
	11.0	0-7.0	SO4811ASG
	14.0	0-10.0	SO4814ASG
	16.0	0-12.0	SO4816ASG

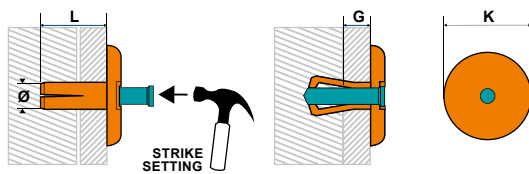
Specification (Shear / Tensile minimum expected values)

Ø		K	 Shear	 Tensile
Diameter		mm	N	N
4.0	Ø4.3	8.0	885	1 410
4.8	Ø5.1	9.5	1 600	2 300

HAMMERDRIVE RIVETS




ALUMINIUM / STAINLESS STEEL A2

LARGE HEAD HAMMERDRIVE RIVET



Ø	L	G	Part Number
Diameter	mm	mm	
4.8	16.0	9.7-12.2	HD4816ASTA2
	20.0	13.7-16.2	HD4820ASTA2
	25.0	18.7-21.2	HD4825ASTA2
	30.0	23.7-26.2	HD4830ASTA2
	35.0	28.7-31.2	HD4835ASTA2
	40.0	33.7-36.2	HD4840ASTA2

Specification (Shear / Tensile minimum expected values)

Ø		K	 Shear	 Tensile
Diameter		mm	N	N
4.8	Ø4.9	15.0	3 400	2 000


ALUMINIUM / STEEL
DOME HEAD PEEL RIVET



Ø	L	G	Part Number
Diameter	mm	mm	
4.0	10.0	1.5-5.0	SO4010ASP
	12.0	4.0-6.5	SO4012ASP
	14.0	6.0-9.0	SO4014ASP
	16.0	8.0-11.0	SO4016ASP
	18.0	10.0-13.0	SO4018ASP
	20.0	12.0-15.0	SO4020ASP
	25.0	15.0-20.0	SO4025ASP


4.8	10.0	0.5-4.0	SO4810ASP
	12.0	2.0-6.0	SO4812ASP
	14.0	4.0-8.0	SO4814ASP
	16.0	6.0-10.0	SO4816ASP
	18.0	8.0-12.0	SO4818ASP
	20.0	10.0-14.0	SO4820ASP
	25.0	16.0-19.0	SO4825ASP
	30.0	19.0-24.0	SO4830ASP
	35.0	24.0-29.0	SO4835ASP
	40.0	29.0-34.0	SO4840ASP

Specification (Shear / Tensile minimum expected values)

Ø		K	Shear	Tensile
Diameter		mm	N	N
4.0	Ø4.2	8.0	1 260	1 150
4.8	Ø5.2	9.5	1 855	1 600


ALUMINIUM / STEEL
DOME HEAD PEEL RIVET

BLACK
RAL 9005




Ø	L	G	Part Number
Diameter	mm	mm	
4.0	10.0	1.5-5.0	SO4010ASP-RAL9005
	12.0	4.0-6.5	SO4012ASP-RAL9005
	16.0	8.0-11.0	SO4016ASP-RAL9005
	20.0	12.0-15.0	SO4020ASP-RAL9005
4.8	12.0	2.0-6.0	SO4812ASP-RAL9005
	16.0	6.0-10.0	SO4816ASP-RAL9005
	20.0	10.0-14.0	SO4820ASP-RAL9005
	25.0	16.0-19.0	SO4825ASP-RAL9005

Specification (Shear / Tensile minimum expected values)

Ø		K	Shear	Tensile
Diameter		mm	N	N
4.0	Ø4.2	8.0	1 260	1 150
4.8	Ø5.2	9.5	1 855	1 600


ALUMINIUM / STEEL
DOME HEAD PEEL RIVET

WHITE
RAL 9003




Ø	L	G	Part Number
Diameter	mm	mm	
4.8	16.0	8.0-11.0	SO4016ASP-RAL9003
	20.0	12.0-15.0	SO4020ASP-RAL9003
	16.0	6.0-10.0	SO4816ASP-RAL9003

Specification (Shear / Tensile minimum expected values)

Ø		K	Shear	Tensile
Diameter		mm	N	N
4.0	Ø4.2	8.0	1 260	1 150
4.8	Ø5.2	9.5	1 855	1 600


ALUMINIUM / STEEL
DOME HEAD PEEL RIVET

YELLOW
RAL 1006




Ø	L	G	Part Number
Diameter	mm	mm	
4.0	16.0	8.0-11.0	SO4016ASP-RAL1006
	20.0	12.0-15.0	SO4020ASP-RAL1006

Specification (Shear / Tensile minimum expected values)

Ø		K	Shear	Tensile
Diameter		mm	N	N
4.0	Ø4.2	8.0	1 260	1 150


ALUMINIUM / STEEL
DOME HEAD PEEL RIVET

BLUE
RAL 5017



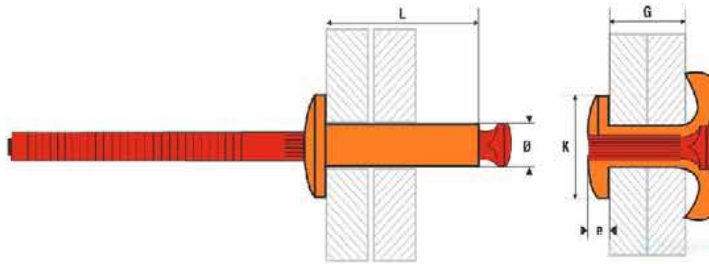
Ø	L	G	Part Number
Diameter	mm	mm	
4.0	16.0	8.0-11.0	SO4016ASP-RAL5017

Specification (Shear / Tensile minimum expected values)

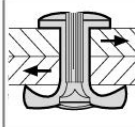
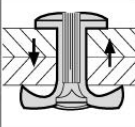
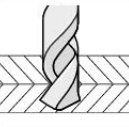
Ø		K	Shear	Tensile
Diameter		mm	N	N
4.0	Ø4.2	8.0	1 260	1 150

STRUCTURAL PEEL RIVET


Mandrel: Steel. Body: Aluminium. Dome head.



Ø	e	L	G	K	Part Number
Diameter	mm	mm	mm	mm	
6.4	2.2	12.0	1.6 - 3.2	12.8	SO6412ASP
	2.2	16.8	6.4 - 7.9	12.8	SO6416ASP
	2.2	18.3	8.0 - 9.5	12.8	SO6418ASP
	2.2	20.0	9.6 - 11.1	12.8	SO6420ASP
	2.2	24.5	13.2 - 16.0	12.8	SO6425ASP

		
(N)	(N)	Ø (mm)
6 670	4 445	6.8

ALUMINIUM / STEEL LARGE HEAD PEEL RIVET




Ø	L	G	Part Number
Diameter	mm	mm	
4.0	12.0	4.0-6.5	SO4012ASPLF
	16.0	8.0-11.0	SO4016ASPLF
4.8	12.0	2.0-6.0	SO4812ASPLF
	16.0	6.0-10.0	SO4816ASPLF
	20.0	10.0-14.0	SO4820ASPLF
	25.0	16.0-19.0	SO4825ASPLF
	30.0	19.0-24.0	SO4830ASPLF

Specification (Shear / Tensile minimum expected values)

Ø	K	Shear	Tensile
Diameter	mm	N	N
4.0	Ø4.2	1 260	1 150
4.8	Ø5.2	1 855	1 600

ALUMINIUM / STEEL LARGE HEAD PEEL RIVET

BLACK
RAL 9005



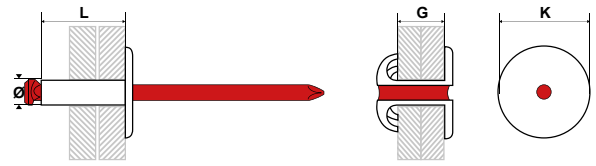
Ø	L	G	Part Number
Diameter	mm	mm	
4.0	16.0	8.0-11.0	SO4016ASPLF-RAL9005
	16.0	6.0-10.0	SO4816ASPLF-RAL9005
4.8	20.0	10.0-14.0	SO4820ASPLF-RAL9005
	25.0	16.0-19.0	SO4825ASPLF-RAL9005

Specification (Shear / Tensile minimum expected values)

Ø	K	Shear	Tensile
Diameter	mm	N	N
4.0	Ø4.2	1 260	1 150
4.8	Ø5.2	1 855	1 600

ALUMINIUM / STEEL LARGE HEAD PEEL RIVET

WHITE
RAL 9003
HAMLET
RAL 9002




Ø	L	G	Part Number	Colour
Diameter	mm	mm		
4.8	16.0	6.0-10.0	SO4816ASPLF-RAL9003	White RAL9003
			SO4816ASPLF-RAL9002	Hamlet RAL9002

Specification (Shear / Tensile minimum expected values)

Ø	K	Shear	Tensile
Diameter	mm	N	N
4.8	Ø5.2	1 855	1 600

STAINLESS STEEL STAINLESS STEEL

STAINLESS STEEL A2 / STAINLESS STEEL A2 DOME HEAD PEEL RIVET



Ø	L	G	Part Number
Diameter	mm	mm	
4.0	10.0	2.0-5.0	SO4010STSTA2P
	13.0	5.0-8.0	SO4013STSTA2P
	16.0	8.0-11.0	SO4016STSTA2P
4.8	16.0	7.0-10.0	SO4816STSTA2P

Specification (Shear / Tensile minimum expected values)

Ø	K	Shear	Tensile
Diameter	mm	N	N
4.0	Ø4.2	3 000	1 000
4.8	Ø5.2	4 500	1 000

COLOR CAPS FOR RIVETS

-  REF: CAPGMOIR
BLACK RAL9005
-  REF: CAPGMBLEU
SKY BLUE RAL5015
-  REF: CAPGMBLANC
WHITE RAL9010



For rivets from 2.4 mm to 5.0 mm with head diameter K = 10 mm.

Protection against atmospheric corrosion / aesthetic finish.